


Find the information you need on DeltaVision online

www.deltadentalia.com/deltavision
& www.eyemedvisioncare.com

DeltaVision utilizes EyeMed Vision Care to offer vision plans. DeltaVision subscribers can find information on their specific benefits using the EyeMed website www.eyemedvisioncare.com or by going to www.deltadentalia.com/deltavision to locate providers, view vision wellness information and how to contact customer service.

Create an Account (available after effective date)

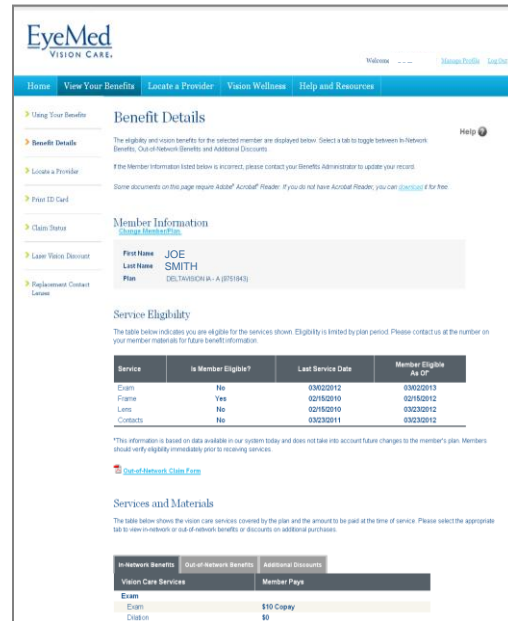
- Go to www.eyemedvisioncare.com
- Select Members
- Click on Login/Register
- Click on Create Online Account
- Enter the required information and click on Next
- A registration confirmation will be sent to your email to create your username and password



The screenshot shows the 'Register for an Account' page on the EyeMed Vision Care website. It includes a header with the EyeMed logo and navigation links. The main content area has a title 'Register for an Account' and a sub-header 'Enter your member information below to login. Please note that all fields are required.' Below this are several input fields: 'First Name', 'Last Name', 'Date of Birth (mm/dd/yyyy)', and 'Member ID (if you have one)'. There is also a 'Provider' field. A 'Next' button is visible at the bottom right. To the right of the form, there is a 'Open Enrollment' banner with the text 'Why is a Vision Benefit Worth It to You? Take our quick quiz'.

Member Online Tools

- Ability to view benefits, including service eligibility and next date of service
- Locate providers (Access Network)
- Print replacement identification cards
- Download out-of-network claim form
- View online claims status information
- Ability to “go paperless” by receiving Explanation of Benefits (EOB) documents electronically with e-mail notification
- Printable EOB documents in Adobe Acrobat PDF format
- Help tools such as frequently asked questions, context-sensitive help and more



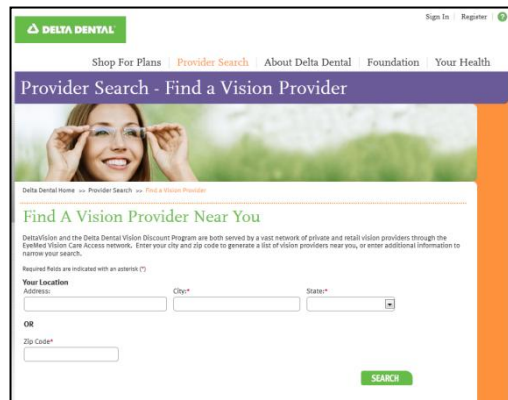
The screenshot shows the 'Benefit Details' page on the EyeMed Vision Care website. The page has a blue header with the EyeMed logo and navigation links. The main content area has a title 'Benefit Details' and a sub-header 'The sightly and vision benefits for the selected member are displayed below. Select a tab to toggle between in-network benefits, out-of-network benefits and additional discounts.' Below this are several sections: 'Member Information' (First Name: JOE, Last Name: SMITH, Plan: DELTAVISION - A (07/04/13)), 'Service Eligibility' (a table showing eligibility for Exam, Frame, Lens, and Contacts), and 'Services and Materials' (a table showing in-network and out-of-network benefits). A 'Sign Out' button is visible in the top right corner.

Service	Is Member Eligible?	Last Service Date	Member Eligible As Of
Exam	No	03/02/2012	03/02/2013
Frame	Yes	02/16/2010	02/16/2012
Lens	No	02/16/2010	02/16/2012
Contacts	No	03/02/2011	03/02/2012

Service	In-Network Benefits	Out-of-Network Benefits	Additional Discounts
Exam	Yes	No	No
Frame	Yes	No	No
Lens	Yes	No	No
Contacts	Yes	No	No

Find a Vision Care Provider

- Go to www.deltadentalia.com
- Click on “Provider Search”
- Select “Find a Vision Provider”
- Enter your address or zip code
- Click on “Submit”



The screenshot shows the 'Provider Search - Find a Vision Provider' page on the Delta Dental website. The page has a green header with the Delta Dental logo and navigation links. The main content area has a title 'Provider Search - Find a Vision Provider' and a sub-header 'Find A Vision Provider Near You'. Below this is a search form with fields for 'City*', 'State*', and 'Zip Code*'. There is also a 'SEARCH' button. A 'Sign In' and 'Register' button are visible in the top right corner.